

Format of Holding of Specified securities

1. Name of Listed Entity: **MAHINDRA CIE AUTOMOTIVE LIMITED**

2. Scrip Code: **532756** Name of Script : **MAHINDCIE** Class of Security: **Equity**

3. Share Holding Pattern Filed under: Reg. 31(1)(b) Quarter Ended - 31st March, 2018

4. Declaration : The Listed entity is required to submit the following declaration to the extent of submission of information:

	Particulars	YES	NO
a	Whether the Listed Entity has issued any partly paid up shares		NO
b	Whether the Listed Entity has issued any Convertible Securities or Warrants?		NO
c	Whether the Listed Entity has any shares against which depository receipts are issued?		NO
d	Whethere the Listed Entity has any shares in locked-in?	YES	
e	Whethere any shares held by promoters are pledge or otherwise encumbered?		NO

5 The tabular format for disclosure of holding of specified securities is as follows:




Table I - Summary Statement holding of specified securities

Category	Category of Shareholders	No of Shareholders	No of fully paid up equity shares held	No of Partly paid-up equity shares held	No of Shares Underlying Depository Receipts	Total No of Shares Held (VII) = (IV)+(V)+(VI)	Shareholding as a % of total no of shares (As a % of (A+B+C2))	Number of Voting Rights held in each class of securities			No of Shares Underlying Outstanding convertible securities (Including Warrants)	Shareholding as a % assuming full conversion of convertible Securities (as a percentage of diluted share capital)	Number of Locked in Shares		Number of Shares pledged or otherwise encumbered		Number of equity shares held in dematerialized form	
								Class X	Class Y	Total			No.	As a % of total Shares held	No.	As a % of total Shares held		
(I)	(II)	(III)	(IV)	(V)	(VI)	(VII)	(VIII)	(IX)			(X)	(XI)	(XII)		(XIII)		(XIV)	
(A)	Promoter & Promoter Group	3	264,323,012	-	-	264,323,012	69.84	264,323,012	-	264,323,012	69.84	-	69.84	22,500,000	8.51	-	-	264,323,012
(B)	Public	67,601	114,146,636	-	-	114,146,636	30.16	114,146,636	-	114,146,636	30.16	-	30.16	-	-	-	-	111,950,946
(C)	Non Promoter-Non Public																	
(C1)	Shares underlying DRs	-	-	-	-	-	-	-	-	-	-	-	-	-	-	-	-	-
(C2)	Shares held by Employees Trusts	-	-	-	-	-	-	-	-	-	-	-	-	-	-	-	-	-
	Total:	67,604	378,469,648	-	-	378,469,648	100.00	378,469,648	-	378,469,648	100.00	-	100.01	22,500,000	5.94	-	-	376,273,958




Table II - Statement showing shareholding pattern of the Promoter and Promoter Group

Category	Category & Name of the Shareholder	PAN	No of Shareholders	No of fully paid up equity shares held	No of Partly paid-up equity shares held	No of Shares Underlying Depository Receipts	Total No of Shares Held (IV+V+VI)	Shareholding as a % of total no of shares (calculated as per SCRR, 1957 (VIII) As a % of (A+B+C2)	Number of Voting Rights held in each class of securities			No of Shares Underlying Outstanding convertible securities (Including Warrants)	Shareholding as a % assuming full conversion of convertible Securities (as a percentage of diluted share capital) (VII)+(X) As a % of (A+B+C2)	Number of Locked in Shares		Number of Shares pledged or otherwise encumbered		Number of equity shares held in dematerialized form	
									No of Voting Rights		Total as a % of (A+B+C)			No.	As a % of total Shares held	No.	As a % of total Shares held		
									Class X	Class Y	Total								
	(I)	(II)	(III)	(IV)	(V)	(VI)	(VII)	(VIII)	(IX)			(X)	(XI)	(XII)		(XIII)		(XIV)	
(1)	Indian																		
(a)	Individuals/Hindu undivided Family																		
(b)	Central Government/State Government(s)		-	-	-	-	-	-	-	-	-	-	-	-	-	-	-	-	-
(c)	Financial Institutions/Banks		-	-	-	-	-	-	-	-	-	-	-	-	-	-	-	-	-
(d)	Any Other		2	70,055,475	-	-	70,055,475	18.51	70,055,475	-	70,055,475	18.51	-	18.52	-	-	-	-	70,055,475
	PRUDENTIAL MANAGEMENT AND SERVICES PVT LTD	AABCP3125F	1	4,784,068	-	-	4,784,068	1.26	4,784,068	-	4,784,068	1.26	-	1.26	-	-	-	-	4,784,068
	MAHINDRA VEHICLE MANUFACTURERS LIMITED	AAFCM1217M	1	65,271,407	-	-	65,271,407	17.25	65,271,407	-	65,271,407	17.25	-	17.25	-	-	-	-	65,271,407
	Sub-Total (A)[1]		2	70,055,475	-	-	70,055,475	18.51	70,055,475	-	70,055,475	18.51	-	18.52	-	-	-	-	70,055,475
(2)	Foreign																		
(a)	Individuals (Non-Resident Individuals/Foreign Individuals)		-	-	-	-	-	-	-	-	-	-	-	-	-	-	-	-	-
(b)	Government		-	-	-	-	-	-	-	-	-	-	-	-	-	-	-	-	-
(c)	Institutions		-	-	-	-	-	-	-	-	-	-	-	-	-	-	-	-	-
(d)	Foreign Portfolio Investor		-	-	-	-	-	-	-	-	-	-	-	-	-	-	-	-	-
(e)	Any Other		1	194,267,537	-	-	194,267,537	51.33	194,267,537	-	194,267,537	51.33	-	51.33	22,500,000	11.58	-	-	194,267,537
	PARTICIPACIONES INTERNACIONALES AUTOMETAL, DOS S.L	AAHCP2185K	1	194,267,537	-	-	194,267,537	51.33	194,267,537	-	194,267,537	51.34	-	51.34	22,500,000	11.58	-	-	194,267,537
	Sub-Total (A)[2]		1	194,267,537	-	-	194,267,537	51.33	194,267,537	-	194,267,537	51.33	-	51.33	22,500,000	11.58	-	-	194,267,537
	Total Shareholding of Promoter and Promoter Group (A)=(A)[1)+(A)[2]		3	264,323,012	-	-	264,323,012	69.84	264,323,012	-	264,323,012	69.84	-	69.84	22,500,000	8.51	-	-	264,323,012





Table III - Statement showing shareholding pattern of the Public shareholder

Category	Category & Name of the Shareholder	PAN	No of Shareholders	No of fully paid up equity shares held	No of Partly paid-up equity shares held	No of Shares Underlying Depository Receipts	Total No of Shares Held (IV+V+VI)	Shareholding as a % of total no of shares (A+B+C2)	Number of Voting Rights held in each class of securities			No of Shares Underlying Outstanding convertible securities (Including Warrants)	Shareholding as a % assuming full conversion of convertible Securities (as a percentage of diluted share capital)	Number of Locked in Shares		Number of Shares pledged or otherwise encumbered		Number of equity shares held in dematerialized form	
									No of Voting Rights		Total as a % of (A+B+C)			No.	As a % of total Shares held	No.	As a % of total Shares held		
									Class X	Class Y									Total
	(I)	(II)	(III)	(IV)	(V)	(VI)	(VII)	(VIII)	(IX)			(X)	(XI)	(XII)		(XIII)	(XIV)		
(1)	Institutions																		
(a)	Mutual Funds		22	24,000,108	-	-	24,000,108	6.34	24,000,108	-	24,000,108	6.34	-	6.34	-	-	-	-	23,979,582
	ADITYA BIRLA SUN LIFE TRUSTEE PRIVATE LIMITED - HOLDING FOR ITS TWO FUNDS	AAATB0102C	1	5,000,000	-	-	5,000,000	1.32	5,000,000	-	5,000,000	1.32	-	1.32	-	-	-	-	5,000,000
	SUNDARAM MUTUAL FUND - HOLDING FOR ITS 11 (ELEVEN) FUNDS	AAATS2554B	1	7,735,392	-	-	7,735,392	2.04	7,735,392	-	7,735,392	2.04	-	2.04	-	-	-	-	7,735,392
	UTI - HOLDING FOR ITS FIVE FUNDS	AAATU1088L	1	4,811,351	-	-	4,811,351	1.27	4,811,351	-	4,811,351	1.27	-	1.27	-	-	-	-	4,811,351
(b)	Venture Capital Funds		1	1,440	-	-	1,440	0.00	1,440	-	1,440	0.00	-	0.00	-	-	-	-	-
(c)	Alternate Investment Funds		1	344,048	-	-	344,048	0.09	344,048	-	344,048	0.09	-	0.09	-	-	-	-	344,048
(d)	Foreign Venture Capital Investors		-	-	-	-	-	-	-	-	-	-	-	-	-	-	-	-	-
(e)	Foreign Portfolio Investors		84	21,159,863	-	-	21,159,863	5.59	21,159,863	-	21,159,863	5.59	-	5.59	-	-	-	-	21,143,960
(f)	Financial Institutions/Banks		17	5,082,790	-	-	5,082,790	1.34	5,082,790	-	5,082,790	1.34	-	1.34	-	-	-	-	5,073,351
	LIFE INSURANCE CORPORATION OF INDIA	AAACL0582H	1	4,369,507	-	-	4,369,507	1.15	4,369,507	-	4,369,507	1.15	-	1.15	-	-	-	-	4,369,507
(g)	Insurance Companies		-	-	-	-	-	-	-	-	-	-	-	-	-	-	-	-	-
(h)	Provident Funds/Pension Funds		-	-	-	-	-	-	-	-	-	-	-	-	-	-	-	-	-
(i)	Any Other																		
	Sub Total (B)(1)		125	50,588,249	-	-	50,588,249	13.37	50,588,249	-	50,588,249	13.37	-	13.37	-	-	-	-	50,540,941
(2)	Central Government/State Government(s)/President of India		-	-	-	-	-	-	-	-	-	-	-	-	-	-	-	-	-
	Sub Total (B)(2)		-	-	-	-	-	-	-	-	-	-	-	-	-	-	-	-	-



Category	Category & Name of the Shareholder	PAN	No of Shareholders	No of fully paid up equity shares held	No of Partly paid-up equity shares held	No of Shares Underlying Depository Receipts	Total No of Shares Held (IV+V+VI)	Shareholding as a % of total no of shares (A+B+C2)	Number of Voting Rights held in each class of securities			No of Shares Underlying Outstanding convertible securities (Including Warrants)	Shareholding as a % assuming full conversion of convertible Securities (as a percentage of diluted share capital)	Number of Locked in Shares		Number of Shares pledged or otherwise encumbered		Number of equity shares held in dematerialized form	
									No of Voting Rights		Total as a % of (A+B+C)			No.	As a % of total Shares held	No.	As a % of total Shares held		
									Class X	Class Y									Total
	(I)	(II)	(III)	(IV)	(V)	(VI)	(VII)	(VIII)	(IX)			(X)	(XI)	(XII)		(XIII)	(XIV)		
(3)	Non-Institutions																		
(a)	i.Individual shareholders holding nominal share capital up to Rs.2 lakhs		64,662	21,831,966	-	-	21,831,966	5.77	21,831,966	-	21,831,966	5.77	-	5.77	-	-	-	-	19,949,934
	ii.Individual shareholders holding nominal share capital in excess of Rs. 2 Lakhs		151	27,663,749	-	-	27,663,749	7.31	27,663,749	-	27,663,749	7.31	-	7.31	-	-	-	-	27,534,702
	ANJALI POWAR HARIDASS	AACPH0652D	1	5,725,488	-	-	5,725,488	1.51	5,725,488	-	5,725,488	1.51	-	1.51	-	-	-	-	5,725,488
	ANIL HARIDASS	AACPH0679N	1	5,585,058	-	-	5,585,058	1.48	5,585,058	-	5,585,058	1.48	-	1.48	-	-	-	-	5,585,058
	SUNIL HARIDASS	AACPH9029C	1	4,631,368	-	-	4,631,368	1.22	4,631,368	-	4,631,368	1.22	-	1.22	-	-	-	-	4,631,368
(b)	NBFCs Registered with RBI		9	12,906	-	-	12,906	0.00	12,906	-	12,906	0.00	-	0.00	-	-	-	-	12,906
(c)	Employee Trusts		-	-	-	-	-	-	-	-	-	-	-	-	-	-	-	-	-
(d)	Overseas Depositories (Holding DRs)(Balancing figure)		-	-	-	-	-	-	-	-	-	-	-	-	-	-	-	-	-
(e)	Any Other																		
	NON RESIDENT INDIAN REPATRIABLE		49	8,674	-	-	8,674	0.00	8,674	-	8,674	0.00	-	0.00	-	-	-	-	-
	TRUSTS		4	4,747	-	-	4,747	0.00	4,747	-	4,747	0.00	-	0.00	-	-	-	-	4,747
	NON RESIDENT INDIANS		1,017	888,267	-	-	888,267	0.23	888,267	-	888,267	0.23	-	0.23	-	-	-	-	888,079
	CLEARING MEMBERS		71	328,186	-	-	328,186	0.09	328,186	-	328,186	0.09	-	0.09	-	-	-	-	328,186
	NON RESIDENT INDIAN NON REPATRIABLE		717	694,151	-	-	694,151	0.18	694,151	-	694,151	0.18	-	0.18	-	-	-	-	655,822
	BODIES CORPORATES		793	11,831,290	-	-	11,831,290	3.13	11,831,290	-	11,831,290	3.13	-	3.13	-	-	-	-	11,744,018
	AINOS HOLDINGS LIMITED	AANCA0369C	1	7,959,657	-	-	7,959,657	2.10	7,959,657	-	7,959,657	2.10	-	2.10	-	-	-	-	7,959,657
	OVERSEAS CORPORATE BODIES		1	2,840	-	-	2,840	0.00	2,840	-	2,840	0.00	-	0.00	-	-	-	-	-
	FOREIGN NATIONALS		2	291,611	-	-	291,611	0.08	291,611	-	291,611	0.08	-	0.08	-	-	-	-	291,611
	Sub Total (B)(3)		67,476	63,558,387	-	-	63,558,387	16.79	63,558,387	-	63,558,387	16.79	-	16.79	-	-	-	-	61,410,005
	Total Public Shareholding (B) = (B)(1)+(B)(2)+(B)(3)		67,601	114,146,636	-	-	114,146,636	30.16	114,146,636	-	114,146,636	30.16	-	30.16	-	-	-	-	111,950,946





Table IV - Statement showing shareholding pattern of the Non Promoter - Non Public Shareholder

Category	Category & Name of the Shareholder	PAN	No of Shareholders	No of fully paid up equity shares held	No of Partly paid-up equity shares held	No of Shares Underlying Depository Receipts	Total No of Shares Held (IV+V+VI)	Shareholding as a % of total no of shares (A+B+C2)	Number of Voting Rights held in each class of securities			No of Shares Underlying Outstanding convertible securities (Including Warrants)	Shareholding as a % assuming full conversion of convertible Securities (as a percentage of diluted share capital)	Number of Locked in Shares		Number of Shares pledged or otherwise encumbered		Number of equity shares held in dematerialized form	
									No of Voting Rights					Total as a % of (A+B+C)	No.	As a % of total Shares held	No.		As a % of total Shares held
									Class X	Class Y	Total								
	(I)	(II)	(III)	(IV)	(V)	(VI)	(VII)	(VIII)	(IX)			(X)	(XI)	(XII)		(XIII)	(XIV)		
(1)	Custodian/DR Holder		-	-	-	-	-	-	-	-	-	-	-	-	-	-	-	-	
(2)	Employee Benefit Trust (under SEBI(Share based Employee Benefit Regulations 2014)		-	-	-	-	-	-	-	-	-	-	-	-	-	-	-	-	
	Total Non-Promoter-Non Public Shareholding (C) = (C)(1)+(C)(2)		-	-	-	-	-	-	-	-	-	-	-	-	-	-	-	-	



Details of the shareholders acting as persons in Concert including their Shareholding:			
Name of Shareholder	Name of PAC	No of shares	Holding%
Total:		0	0

Details of Shares which remain unclaimed may be given hear along with details such as number of shareholders, outstanding shares held in demat/unclaimed suspense account

No of Shareholders	No of shares

