

Format of Holding of Specified securities

1. Name of Listed Entity: **MAHINDRA CIE AUTOMOTIVE LIMITED**
2. Scrip Code: **532756** Name of Script : **MAHINDCIE** Class of Security: **Equity**
3. Share Holding Pattern Filed under: **Reg. 31(1)(a)** Quarter Ended - **30th June, 2016**
4. Declaration : The Listed entity is required to submit the following declaration to the extent of submission of information:

	Particulars	YES	NO
a	Whether the Listed Entity has issued any partly paid up shares		NO
b	Whether the Listed Entity has issued any Convertible Securities or Warrants?		NO
c	Whether the Listed Entity has any shares against which depository receipts are issued?		NO
d	Whethere the Listed Entity has any shares in locked-in?		NO
e	Whethere any shares held by promoters are pledge or otherwise encumbered?		NO

- 5 The tabular format for disclosure of holding of specified securities is as follows:




Table 1 - Summary Statement holding of specified securities

Category	Category of Shareholder	No of Shareholders	No of fully paid up equity shares held	No of Partly paid-up equity shares held	No of Shares Underlying Depository Receipts	Total No of Shares Held (VII) = (IV)+(V)+(VI)	Shareholding as a % of total no of shares (As a % of (A+B+C2))	Number of Voting Rights held in each class of securities			No of Shares Underlying Outstanding convertible securities (Including Warrants)	Shareholding as a % assuming full conversion of convertible Securities (as a percentage of diluted share capital)	Number of Locked in Shares		Number of Shares pledged or otherwise encumbered		Number of equity shares held in dematerialized form	
								No of Voting Rights					Total as a % of (A+B+C)	No.	As a % of total Shares held	No.		As a % of total Shares held
								Class X	Class Y	Total								
(I)	(II)	(III)	(IV)	(V)	(VI)	(VII)	(VIII)	(IX)			(X)	(XI)	(XII)	(XIII)	(XIV)			
(A)	Promoter & Promoter Group	3	241,823,012	-	-	241,823,012	74.74	241,823,012	-	241,823,012	74.74	-	-	-	-	-	241,823,012	
(B)	Public	55,027	81,747,312	-	-	81,747,312	25.26	81,747,312	-	81,747,312	25.26	-	-	-	-	-	79,529,850	
(C)	Non Promoter-Non Public	-	-	-	-	-	-	-	-	-	-	-	-	-	-	-	-	
(C1)	Shares underlying DRs	-	-	-	-	-	-	-	-	-	-	-	-	-	-	-	-	
(C2)	Shares held by Employees Trusts	-	-	-	-	-	-	-	-	-	-	-	-	-	-	-	-	
	Total:	55,030	323,570,324	-	-	323,570,324	100.00	323,570,324	-	323,570,324	100.00	-	-	-	-	-	321,352,862	




Table II - Statement showing shareholding pattern of the Promoter and Promoter Group

Category	Category & Name of the Shareholder	PAN	No of Shareholders	No of fully paid up equity shares held	No of Partly paid-up equity shares held	No of Shares Underlying Depository Receipts	Total No of Shares Held [(V)+(V+VI)]	Shareholding as a % of total no of shares (calculated as per SCRR, 1957 (VII)) As a % of (A+B+C2)	Number of Voting Rights held in each class of securities			No of Shares Underlying Outstanding convertible securities (Including Warrants)	Shareholding as a % assuming full conversion of convertible Securities (as a percentage of diluted share capital) (VII)+(X) As a % of (A+B+C2)	Number of Locked In Shares		Number of Shares pledged or otherwise encumbered		Number of equity shares held in dematerialized form
									Class X	Class Y	Total			No.	As a % of total Shares held	No.	As a % of total Shares held	
	(I)	(II)	(III)	(IV)	(V)	(VI)	(VII)	(VIII)	Class X	Class Y	Total	(X)	(XI)	(XII)	(XIII)	(XIV)	(XV)	
(1-	Indian																	
(a-	Individuals/Hindu undivided Family																	
(E-	Central Government/State Government(s)																	
(C-	Financial Institutions/Banks																	
(C-	Any Other																	
	MAHINDRA VEHICLE MANUFACTURERS LIMITED	AAFPM1217M	1	65,271,407	-	-	65,271,407	20.17	65,271,407	-	65,271,407	20.17	-	20.17	-	-	65,271,407	
	PRUDENTIAL MANAGEMENT AND SERVICES PVT LTD	AA8CP3125F	1	4,784,068	-	-	4,784,068	1.48	4,784,068	-	4,784,068	1.48	-	1.48	-	-	4,784,068	
	Sub-Total (A1)		2	70,055,475	-	-	70,055,475	21.65	70,055,475	-	70,055,475	21.65	-	21.65	-	-	70,055,475	
(2-	Foreign																	
(a-	Individuals (Non-Resident individuals/Foreign Individuals)																	
(b-	Government																	
(c-	Institutions																	
(d-	Foreign Portfolio Investor																	
(e-	Any Other - Body Corporate																	
	PARTICIPACIONES INTERNACIONALES AUTOMETAL, DOS S.L	AAHCP2185K	1	171,767,537	-	-	171,767,537	53.09	171,767,537	-	171,767,537	53.09	-	53.09	-	-	171,767,537	
	Sub-Total (A2)		1	171,767,537	-	-	171,767,537	53.09	171,767,537	-	171,767,537	53.09	-	53.09	-	-	171,767,537	
	Total Shareholding of Promoter and Promoter Group (A)=(A1)-(A2)		3	241,823,012	-	-	241,823,012	74.74	241,823,012	-	241,823,012	74.74	-	74.74	-	-	241,823,012	



Table III - Statement showing shareholding pattern of the Public shareholder

Category	Category & Name of the Shareholder	PAN	No of Shareholders	No of fully paid up equity shares held	No of Partly paid-up equity shares held	No of Shares Underlying Depository Receipts	Total No of Shares Held (IV+V+VI)	Shareholding as a % of total no of shares (A+B+C)	Number of Voting Rights held in each class of securities			No of Shares Underlying Outstanding convertible securities (including Warrants)	Shareholding as a % assuming full conversion of convertible Securities (as a percentage of diluted share capital)	Number of Locked In Shares	Number of Shares pledged or otherwise encumbered	Number of equity shares held in dematerialized form	
									No of Voting Rights					No.	As a % of total Shares held	No.	As a % of total Shares held
									Class X	Class Y	Total						
	(i)	(ii)	(iii)	(iv)	(v)	(vi)	(vii)	(viii)			(ix)	(x)	(xi)	(xii)	(xiii)	(xiv)	
(1)	Institutions																
(a)	Mutual Funds		50	20,959,831	-	-	20,959,831	6.48	20,959,831	-	20,959,831	6.48	-	6.48	-	-	20,959,831
	SUNDARAM MUTUAL FUND A7: SUNDARAM SELECT MIDCAP	AAATS25548	1	4,491,723	-	-	4,491,723	1.39	4,491,723	-	4,491,723	1.39	-	-	-	-	4,491,723
(b)	Venture Capital Funds		1	1,440	-	-	1,440	0.00	1,440	-	1,440	0.00	-	0.00	-	-	-
(c)	Alternate Investment Funds		-	-	-	-	-	-	-	-	-	-	-	-	-	-	-
(d)	Foreign Venture Capital Investors		-	-	-	-	-	-	-	-	-	-	-	-	-	-	-
(e)	Foreign Portfolio Investors		99	18,795,500	-	-	18,795,500	5.81	18,795,500	-	18,795,500	5.81	-	5.81	-	-	18,795,500
	GOVERNMENT OF SINGAPORE	AAAJG0594R	1	6,565,689	-	-	6,565,689	2.03	6,565,689	-	6,565,689	2.03	-	2.03	-	-	6,565,689
	MONETARY AUTHORITY OF SINGAPORE	AAACM3008N	1	3,379,907	-	-	3,379,907	1.04	3,379,907	-	3,379,907	1.04	-	1.04	-	-	3,379,907
(f)	Financial Institutions/Banks		24	4,694,883	-	-	4,694,883	1.45	4,694,883	-	4,694,883	1.45	-	1.45	-	-	4,694,883
	LIFE INSURANCE CORPORATION OF INDIA	AAACL0582H	1	4,369,507	-	-	4,369,507	1.35	4,369,507	-	4,369,507	1.35	-	1.35	-	-	4,369,507
(g)	Insurance Companies		-	-	-	-	-	-	-	-	-	-	-	-	-	-	-
(h)	Provident Funds/Pension Funds		-	-	-	-	-	-	-	-	-	-	-	-	-	-	-
(i)	Any Other		-	-	-	-	-	-	-	-	-	-	-	-	-	-	-
	Sub Total (B)(1)		134	44,451,654	-	-	44,451,654	13.74	44,451,654	-	44,451,654	13.74	-	13.74	-	-	44,451,654
(2)	Central Government/State Government(s)/President of India		-	-	-	-	-	-	-	-	-	-	-	-	-	-	-
	Sub Total (B)(2)		-	-	-	-	-	-	-	-	-	-	-	-	-	-	-



Category	Category & Name of the Shareholder	PAN	No of Shareholders	No of fully paid up equity shares held	No of Partly paid-up equity shares held	No of Shares Underlying Depository Receipts	Total No of Shares Held (V+V+V)	Shareholding as a % of total no of shares (A+B+C)	Number of Voting Rights held in each class of securities			No of Shares Underlying Outstanding convertible securities (including Warrants)	Shareholding as a % assuming full conversion of convertible securities (as a percentage of diluted share capital)	Number of Locked in Shares	Number of Shares pledged or otherwise encumbered	Number of equity shares held in dematerialized form
(a)	Non-Institutions:															
(a)	Individual shareholders holding nominal share capital up to Rs. 2 Lakhs		52,582	18,454,202	-	-	18,454,202	5.70	18,454,202	-	18,454,202	5.70	-	5.70	-	18,454,202
(a)	Individual shareholders holding nominal share capital in excess of Rs. 2 Lakhs		135	12,369,996	-	-	12,369,996	3.82	12,369,996	-	12,369,996	3.82	-	3.82	-	12,369,996
	GIRDHARILAL AGRAWAL	AA8PA1257E	1	3,382,843	-	-	3,382,843	1.05	3,382,843	-	3,382,843	1.05	-	1.05	-	3,382,843
(b)	NBFCs Registered with RBI		7	26,739	-	-	26,739	0.01	26,739	-	26,739	0.01	-	0.01	-	26,739
(c)	Employee Trusts		-	-	-	-	-	-	-	-	-	-	-	-	-	-
(d)	Overseas Depositories (Holding DRs)/Balancing figure)		-	-	-	-	-	-	-	-	-	-	-	-	-	-
(e)	Any Other		-	-	-	-	-	-	-	-	-	-	-	-	-	-
	NON RESIDENT INDIAN REPATRIABLE TRUSTS		48	8,674	-	-	8,674	0.00	8,674	-	8,674	0.00	-	0.00	-	8,674
	NON RESIDENT INDIANS		8	2,336	-	-	2,336	0.00	2,336	-	2,336	0.00	-	0.00	-	2,336
	CLEARING MEMBERS		904	1,003,237	-	-	1,003,237	0.31	1,003,237	-	1,003,237	0.31	-	0.31	-	1,003,237
	NON RESIDENT INDIAN NON REPATRIABLE		99	172,635	-	-	172,635	0.05	172,635	-	172,635	0.05	-	0.05	-	172,635
	BODIES CORPORATES		229	38,801	-	-	38,801	0.01	38,801	-	38,801	0.01	-	0.01	-	38,801
	OVERSEAS CORPORATE BODIES		872	4,924,587	-	-	4,924,587	1.52	4,924,587	-	4,924,587	1.52	-	1.52	-	4,924,587
	FOREIGN NATIONALS		1	2,840	-	-	2,840	0.00	2,840	-	2,840	0.00	-	0.00	-	2,840
	Sub Total (B)(1)		2	291,611	-	-	291,611	0.09	291,611	-	291,611	0.09	-	0.09	-	291,611
	Total Public Shareholding (B) = (B)(1)+(B)(2)+(B)(3)		54,899	37,295,658	-	-	37,295,658	11.53	37,295,658	-	37,295,658	11.53	-	11.53	-	37,295,658
	Total Public Shareholding (B) = (B)(1)+(B)(2)+(B)(3)		55,027	81,747,312	-	-	81,747,312	25.26	81,747,312	-	81,747,312	25.26	-	25.26	-	81,747,312

Details of the shareholders acting as Persons in Concert including their Share: NIL

Details of Shares which remain unclaimed may be given here along with details such as number of shareholders, outstanding shares held in demat/unclaimed suspense account, voting: NIL




Table IV - Statement showing shareholding pattern of the Non Promoter - Non Public Shareholder

Category	Category & Name of the Shareholder	PAN	No of Shareholders	No of fully paid up equity shares held	No of Partly paid-up equity shares held	No of Shares Underlying Depository Receipts	Total No of Shares Held (IV+V+VI)	Shareholding as a % of total no of shares (A+B+C2)	Number of Voting Rights held in each class of securities			No of Shares Underlying Outstanding convertible securities (including Warrants)	Shareholding as a % assuming full conversion of convertible Securities (as a percentage of diluted share capital)	Number of Locked in Shares		Number of Shares pledged or otherwise encumbered	Number of equity shares held in dematerialized form	
									No of Voting Rights	Total as a % of (A+B+C)				No.	As a % of total Shares held			No.
									Class X	Class Y	Total							
									(X)	(X)	(X)	(X)	(XII)	(XIII)	(XIV)			
(1)	Custodian/DR Holder																	
(2)	Employee Benefit Trust (under SEBI(Share based Employee Benefit) Regulations 2014)																	
	Total Non-Promoter-Non Public Shareholding (C) = (C1)+(C2)																	

