

Format of Holding of Specified securities

1. Name of Listed Entity: **MAHINDRA CIE AUTOMOTIVE LIMITED**

2. Scrip Code: **532756** Name of Script : **MAHINDCIE** Class of Security: **Equity**

3. Share Holding Pattern Filed under: **Reg. 31(1)(a)** Quarter Ended - **31st December, 2015**

4. Declaration : The Listed entity is required to submit the following declaration to the extent of submission of information:

	Particulars	YES	NO
a	Whether the Listed Entity has issued any partly paid up shares		NO
b	Whether the Listed Entity has issued any Convertible Securities or Warrants?		NO
c	Whether the Listed Entity has any shares against which depository receipts are issued?		NO
d	Whether the Listed Entity has any shares in locked-in?		NO
e	Whether any shares held by promoters are pledge or otherwise encumbered?		NO

5. The tabular format for disclosure of holding of specified securities is as follows:


For MAHINDRA CIE AUTOMOTIVE LIMITED

 COMPANY SECRETARY AND HEAD-LEGAL

Table I - Summary Statement holding of specified securities

Category (I)	Category of Shareholder (II)	No of Shareholders (III)	No of fully paid up equity shares held (IV)	No of Partly paid-up equity shares held (V)	No of Shares Underlying Depository Receipts (VI)	Total No of Shares Held VII = (IV) + (V) + (VI)	Shareholding as a % of total no of shares (VIII) As a % of (A+B+C2)	Number of Voting Rights held in each class of securities (IX)			No of Shares Underlying Outstanding convertible securities (Including Warrants) (X)	Shareholding as a % assuming full conversion of convertible Securities (as a percentage of diluted share capital) (XI)= (VII)+(X) As a % of (A+B+C2)	Number of Locked in Shares (XII)		Number of Shares pledged or otherwise encumbered (XIII)		Number of equity shares held in dematerialized form (XIV)	
								No of Voting Rights		Total as a % of (A+B+C)			No. (a)	As a % of total Shares held (b)	No. (a)	As a % of total Shares held (b)		
								Class X	Class Y									Total
(I)	(II)	(III)	(IV)	(V)	(VI)	(VII)	(VIII)	(IX)			(X)	(XI)	(XII)		(XIII)		(XIV)	
(A)	Promoter & Promoter Group	3	241,823,012	-	-	241,823,012	74.79	241,823,012	-	241,823,012	74.79	-	74.79	-	-	-	-	241,823,012
(B)	Public	53,472	81,513,036	-	-	81,513,036	25.21	81,513,036	-	81,513,036	25.21	-	25.21	-	-	-	-	79,216,950
(C)	Non Promoter-Non Public																	
(C1)	Shares underlying DRs	-	-	-	-	-	-	-	-	-	-	-	-	-	-	-	-	-
(C2)	Shares held by Employees Trusts	-	-	-	-	-	-	-	-	-	-	-	-	-	-	-	-	-
	Total:	53,475	323,336,048	-	-	323,336,048	100.00	323,336,048	-	323,336,048	100.00	-	100.00	-	-	-	-	321,039,962




Table II - Statement showing shareholding pattern of the Promoter and Promoter Group

Category	Category & Name of the Shareholder (I)	PAN (II)	No of Shareholders (III)	No of fully paid up equity shares held (IV)	No of Partly paid-up equity shares held (V)	No of Shares Underlying Depository Receipts (VI = IV+V+VI)	Total No of Shares Held (VII = IV+V+VI)	Shareholding as a % of total no of shares (A+B+C2) (VIII)	Number of Voting Rights held in each class of securities (IX)			No of Shares Underlying Outstanding convertible securities (including Warrants) (X)	Shareholding as a % assuming full conversion of convertible Securities (as a percentage of diluted share capital) (XI) = (VII)+(X) as a % of A+B+C2	Number of Locked in Shares (XII)		Number of Shares pledged or otherwise encumbered (XIII)		Number of equity shares held in dematerialized form (XIV)
									Class X	Class Y	Total			No. (a)	As a % of total Shares held (b)	No. (a)	As a % of total Shares held (b)	
	(I)	(II)	(III)	(IV)	(V)	(VI)	(VII)	(VIII)	(IX)		(X)	(XI)	(XII)	(XIII)	(XIV)			
(1)	Indian																	
(a)	Individuals/Hindu undivided Family																	
(b)	Central Government/State Government(s)		-	-	-	-	-	-	-	-	-	-	-	-	-			
(c)	Financial institutions/Banks		-	-	-	-	-	-	-	-	-	-	-	-	-			
(d)	Any Other - Company																	
	Mahindra Vehicle Manufacturers Limited	AAFCM1217M	1	65,271,407	-	-	65,271,407	20.19	65,271,407	-	65,271,407	20.19	-	-	-	65,271,407		
	Prudential Management and Services Private Limited	AABCP3125F	1	4,784,068	-	-	4,784,068	1.48	4,784,068	-	4,784,068	1.48	-	-	-	4,784,068		
	Sub-Total (A)(1)		2	70,055,475	-	-	70,055,475	21.67	70,055,475	-	70,055,475	21.67	-	-	-	70,055,475		
(2)	Foreign																	
(a)	Individuals (Non-Resident Individuals/Foreign Individuals)		-	-	-	-	-	-	-	-	-	-	-	-	-			
(b)	Government		-	-	-	-	-	-	-	-	-	-	-	-	-			
(c)	Institutions		-	-	-	-	-	-	-	-	-	-	-	-	-			
(d)	Foreign Portfolio Investor		-	-	-	-	-	-	-	-	-	-	-	-	-			
(e)	Any Other - - Body Corporate		-	-	-	-	-	-	-	-	-	-	-	-	-			
	Participaciones Internacionales Automotol, Dos S.L	AAHCP2185K	1	171,767,537	-	-	171,767,537	53.12	171,767,537	-	171,767,537	53.12	-	-	-	171,767,537		
	Sub-Total (A)(2)		1	171,767,537	-	-	171,767,537	53.12	171,767,537	-	171,767,537	53.12	-	-	-	171,767,537		
	Total Shareholding of Promoter and Promoter Group (A)=(A)(1)+(A)(2)		3	241,823,012	-	-	241,823,012	74.79	241,823,012	-	241,823,012	74.79	-	-	-	241,823,012		





Table III - Statement showing shareholding pattern of the Public shareholder

Category & Name of the Shareholder (I)	PAN (II)	No of Shareholders (III)	No of fully paid up equity shares held (IV)	No of Partly paid-up equity shares held (V)	No of Shares Underlying Depository Receipts (VI)	Total No of Shares Held VII= IV+V+VI	Shareholding as a % of total no of shares (A+B+C2) (VIII)	Number of Voting Rights held in each class of securities (IX)			No of Shares Underlying Outstanding convertible securities (Including Warrants) (X)	Shareholding as a % assuming full conversion of convertible Securities (as a percentage of diluted share capital) (XI)	Number of Locked in Shares (XII)		Number of Shares pledged or otherwise encumbered (XIII)		Number of equity shares held in dematerialized form (XIV)	
								No of Voting Rights					Total as a % of (A+B+C)	No. (a)	As a % of total Shares held (b)	No. (a)		As a % of total Shares held (b)
								Class X	Class Y	Total								
(I)	(II)	(III)	(IV)	(V)	(VI)	(VII)	(VIII)	(IX)	(X)	(XI)	(XII)	(XIII)	(XIV)					
Institutions																		
Mutual Funds		49	18,307,673	-	-	18,307,673	5.66	18,307,673	-	18,307,673	5.66	-	5.66	-	-	-	-	18,287,147
Sundaram Mutual Fund A/C Sundaram Select Midcap	AAATS2554B	1	4,491,723	-	-	4,491,723	1.39	4,491,723	-	4,491,723	1.39	-	1.39	-	-	-	-	4,491,723
Venture Capital Funds		1	1,440	-	-	1,440	0.00	1,440	-	1,440	0.00	-	0.00	-	-	-	-	-
Alternate Investment Funds		-	-	-	-	-	-	-	-	-	-	-	-	-	-	-	-	-
Foreign Venture Capital Investors		-	-	-	-	-	-	-	-	-	-	-	-	-	-	-	-	-
Foreign Portfolio Investors		55	17,428,536	-	-	17,428,536	5.39	17,428,536	-	17,428,536	5.39	-	5.39	-	-	-	-	17,412,633
Government of Singapore	AAAJG0594R	1	6,798,891	-	-	6,798,891	2.10	6,798,891	-	6,798,891	2.10	-	2.10	-	-	-	-	6,798,891
Financial Institutions/Banks		25	4,854,799	-	-	4,854,799	1.50	4,854,799	-	4,854,799	1.50	-	1.50	-	-	-	-	4,845,360
Life Insurance Corporation of India	AAACL0582H	1	4,369,507	-	-	4,369,507	1.35	4,369,507	-	4,369,507	1.35	-	1.35	-	-	-	-	4,369,507
Insurance Companies		-	-	-	-	-	-	-	-	-	-	-	-	-	-	-	-	-
Provident Funds/Pension Funds		-	-	-	-	-	-	-	-	-	-	-	-	-	-	-	-	-
Any Other		-	-	-	-	-	-	-	-	-	-	-	-	-	-	-	-	-
Sub Total (B)(I)		130	40,592,448	-	-	40,592,448	12.55	40,592,448	-	40,592,448	12.55	-	12.55	-	-	-	-	40,545,140




Category & Name of the Shareholder (I)	PAN (II)	No of Shareholders (III)	No of fully paid up equity shares held (IV)	No of Partly paid-up equity shares held (V)	No of Shares Underlying Depository Receipts (VI)	Total No of Shares Held VII= IV+V+VI	Shareholding as a % of total no of shares (A+B+C) (VIII)	Number of Voting Rights held in each class of securities (IX)			No of Shares Underlying Outstanding convertible securities (Including Warrants) (X)	Shareholding as a % assuming full conversion of convertible Securities (as a percentage of diluted share capital) (XI)	Number of Locked in Shares (XII)		Number of Shares pledged or otherwise encumbered (XIII)		Number of equity shares held in dematerialized form (XIV)
								No of Voting Rights					No. (a) As a % of total Shares held (b)	No. (a) As a % of total Shares held (b)			
								Class X	Class Y	Total							
Central Government/State Government(s)/ President of India		-	-	-	-	-	-	-	-	-	-	-	-	-	-	-	-
Sub Total (B)(2)		-	-	-	-	-	-	-	-	-	-	-	-	-	-	-	-
Non-Institutions																	
i. Individual shareholders holding nominal share capital up to Rs.2 lakhs		51,050	18,617,955	-	-	18,617,955	5.76	18,617,955	-	18,617,955	5.76	-	5.76	-	-	-	16,618,648
ii. Individual shareholders holding nominal share capital in excess of Rs. 2 Lakhs		151	13,250,836	-	-	13,250,836	4.10	13,250,836	-	13,250,836	4.10	-	4.10	-	-	-	13,140,186
Girdharilal Agarwal	AABPA1257E	1	3,382,843	-	-	3,382,843	1.05	3,382,843	-	3,382,843	1.05	-	1.05	-	-	-	3,382,843
NBFCs Registered with RBI		8	39,666	-	-	39,666	0.01	39,666	-	39,666	0.01	-	0.01	-	-	-	39,666
Employee Trusts		-	-	-	-	-	-	-	-	-	-	-	-	-	-	-	-
Overseas Depositories (Holding DRs)(Balancing figure)		-	-	-	-	-	-	-	-	-	-	-	-	-	-	-	-
Any Other)																	
Non Resident Indian Repatriable		49	8,674	-	-	8,674	0.00	8,674	-	8,674	0.00	-	0.00	-	-	-	-
Trusts		7	1,655	-	-	1,655	0.00	1,655	-	1,655	0.00	-	0.00	-	-	-	1,655
Non Resident Indians		834	983,305	-	-	983,305	0.30	983,305	-	983,305	0.30	-	0.30	-	-	-	983,117
Clearing Members		143	184,104	-	-	184,104	0.06	184,104	-	184,104	0.06	-	0.06	-	-	-	184,104
Non Resident Indian Non Repatriable		230	38,901	-	-	38,901	0.01	38,901	-	38,901	0.01	-	0.01	-	-	-	-
Bodies Corporates		867	7,526,041	-	-	7,526,041	2.33	7,526,041	-	7,526,041	2.33	-	2.33	-	-	-	7,437,823
Oversease Corporate Bodies		1	2,840	-	-	2,840	0.00	2,840	-	2,840	0.00	-	0.00	-	-	-	-
Foreign Nationals		2	266,611	-	-	266,611	0.08	266,611	-	266,611	0.08	-	0.08	-	-	-	266,611
Sub Total (B)(3)		53,342	40,920,588	-	-	40,920,588	12.66	40,920,588	-	40,920,588	12.66	-	12.66	-	-	-	38,671,810
Total Public Shareholding (B) = (B)(1)+(B)(2)+(B)(3)		53,472	81,513,036	-	-	81,513,036	25.21	81,513,036	-	81,513,036	25.21	-	25.21	-	-	-	79,216,950



Table IV - Statement showing shareholding pattern of the Non Promoter - Non Public Shareholder

Category	Category & Name of the Shareholder (I)	PAN (II)	No of Shareholders (III)	No of fully paid up equity shares held (IV)	No of Partly paid-up equity shares held (V)	No of Shares Underlying Depository Receipts (VI)	Total No of Shares Held VII = IV+V+VI (VII)	Shareholding as a % of total no of shares (A+B+C2) (VIII)	Number of Voting Rights held in each class of securities (IX)			No of Shares Underlying Outstanding convertible securities (Including Warrants) (X)	Shareholding as a % assuming full conversion of convertible Securities (as a percentage of diluted share capital) (XI)	Number of Locked in Shares (XII)		Number of Shares pledged or otherwise encumbered (XIII)		Number of equity shares held in dematerialized form (XIV)
									No of Voting Rights		Total as a % of (A+B+C)			No. (a)	As a % of total Shares held (b)	No. (a)	As a % of total Shares held (b)	
									Class X	Class Y								
	(I)	(II)	(III)	(IV)	(V)	(VI)	(VII)	(VIII)	(IX)			(X)	(XI)	(XII)		(XIII)		(XIV)
(1)	Custodian/DR Holder		-	-	-	-	-	-	-	-	-	-	-	-	-	-	-	-
(2)	Employee Benefit Trust (under SEBI(Share based Employee Benefit) Regulations 2014)		-	-	-	-	-	-	-	-	-	-	-	-	-	-	-	-
	Total Non-Promoter-Non Public Shareholding (C) = (C)(1)+(C)(2)		-	-	-	-	-	-	-	-	-	-	-	-	-	-	-	-

For MAHINDRA CIE AUTOMOTIVE LIMITED


COMPANY SECRETARY AND HEAD-LEG