



<b>(1)(a) STATEMENT SHOWING SHAREHOLDING PATTERN IN CLAUSE-35</b>			
<b>NAME OF THE COMPANY:MAHINDRA CIE AUTOMOTIVE LIMITED</b>			
<b>SCRIP CODE:</b>	<b>532756</b>	<b>Name of the Scrip: MAHINDCIE</b>	
<b>Class of Security:</b>			
<b>QUARTER ENDED:</b>	<b>30/06/2015</b>		
<b>Partly paid-up shares</b>	<b>No. of partly paid-up shares</b>	<b>As a % of total no. of partly paid-up shares</b>	<b>As a % of total no. of shares of the Company.</b>
Held by promoter/promoter group	0	0	0
Held by Public	0	0	0
<b>Total:</b>	<b>0</b>	<b>0</b>	<b>0</b>
<b>Outstanding convertible securities:</b>	<b>No. of outstanding securities</b>	<b>As a % of total no. of outstanding convertible securities.</b>	<b>As a % of total no. of shares of the Company assuming full conversion of the convertible securities</b>
Held by promoter/promoter group	0	0	0
Held by Public	0	0	0
<b>Total:</b>	<b>0</b>	<b>0</b>	<b>0</b>
<b>Warrants:</b>	<b>No. of warrants</b>	<b>As a % of total no. of warrants</b>	<b>As a % of total no. of shares of the Company, assuming full conversion of warrants</b>
Held by promoter/promoter group	0	0	0
Held by Public	0	0	0
<b>Total:</b>	<b>0</b>	<b>0</b>	<b>0</b>
<b>Total paid-up capital of the Company, assuming full conversion of warrants and convertible securities</b>	<b>323,114,753</b>	<b>0</b>	<b>100.00</b>




CATEGORY CODE	CATEGORY OF SHAREHOLDER	NO OF SHAREHOLDERS	TOTAL NUMBER OF SHARES	NO OF SHARES HELD IN DEMATERIALIZED FORM	TOTAL SHAREHOLDING AS A % OF TOTAL NO OF SHARES		SHARES PLEDGE OR OTHERWISE ENCUMBERED	
					AS a PERCENTAGE of (A+B)	As a PERCENTAGE of (A+B+C)	NUMBER OF SHARES	AS a PERCENTAGE
(I)	(II)	(III)	(IV)	(V)	(VI)	(VII)	(VIII)	(IX)=(VIII)/(IV)*100
<b>(A)</b>	<b>PROMOTER AND PROMOTER GROUP</b>							
(1)	INDIAN							
(a)	Individual /HUF	0	0	0	0.00	0.00	0	0.00
(b)	Central Government/State Government(s)	0	0	0	0.00	0.00	0	0.00
(c)	Bodies Corporate	2	70,055,475	70,055,475	21.68	21.68	0	0.00
(d)	Financial Institutions / Banks	0	0	0	0.00	0.00	0	0.00
(e)	Others	0	0	0	0.00	0.00	0	0.00
	<b>Sub-Total A(1) :</b>	<b>2</b>	<b>70,055,475</b>	<b>70,055,475</b>	<b>21.68</b>	<b>21.68</b>	<b>0</b>	<b>0.00</b>
(2)	FOREIGN							
(a)	Individuals (NRIs/Foreign Individuals)	0	0	0	0.00	0.00	0	0.00
(b)	Bodies Corporate	1	171,767,537	171,767,537	53.16	53.16	0	0.00
(c)	Institutions	0	0	0	0.00	0.00	0	0.00
(d)	Qualified Foreign Investor	0	0	0	0.00	0.00	0	0.00
(e)	Others	0	0	0	0.00	0.00	0	0.00
	<b>Sub-Total A(2) :</b>	<b>1</b>	<b>171,767,537</b>	<b>171,767,537</b>	<b>53.16</b>	<b>53.16</b>	<b>0</b>	<b>0.00</b>
	<b>Total A=A(1)+A(2)</b>	<b>3</b>	<b>241,823,012</b>	<b>241,823,012</b>	<b>74.84</b>	<b>74.84</b>	<b>0</b>	<b>0.00</b>
<b>(B)</b>	<b>PUBLIC SHAREHOLDING</b>							
(1)	INSTITUTIONS							
(a)	Mutual Funds /UTI	49	17,214,941	17,186,705	5.33	5.33		
(b)	Financial Institutions /Banks	23	4,919,238	4,916,069	1.52	1.52		
(c)	Central Government / State Government(s)	0	0	0	0.00	0.00		
(d)	Venture Capital Funds	0	0	0	0.00	0.00		
(e)	Insurance Companies	0	0	0	0.00	0.00		
(f)	Foreign Institutional Investors	38	16,424,889	16,408,986	5.08	5.08		
(g)	Foreign Venture Capital Investors	0	0	0	0.00	0.00		
(h)	Qualified Foreign Investor	0	0	0	0.00	0.00		
(i)	Others	0	0	0	0.00	0.00		
	<b>Sub-Total B(1) :</b>	<b>110</b>	<b>38,559,068</b>	<b>38,511,760</b>	<b>11.93</b>	<b>11.93</b>		




CATEGORY CODE	CATEGORY OF SHAREHOLDER	NO OF SHAREHOLDERS	TOTAL NUMBER OF SHARES	NO OF SHARES HELD IN DEMATERIALIZED FORM	TOTAL SHAREHOLDING AS A % OF TOTAL NO OF SHARES		SHARES PLEDGE OR OTHERWISE ENCUMBERED	
					AS a PERCENTAGE of (A+B)	As a PERCENTAGE of (A+B+C)	NUMBER OF SHARES	AS a PERCENTAGE
(I)	(II)	(III)	(IV)	(V)	(VI)	(VII)	(VIII)	(IX)=(VIII)/(IV)*100
(2)	NON-INSTITUTIONS							
(a)	Bodies Corporate	894	8,120,685	8,032,308	2.51	2.51		
(b)	Individuals							
	(i) Individuals holding nominal share capital upto Rs.1 lakh	51,891	15,824,964	13,803,112	4.90	4.90		
	(ii) Individuals holding nominal share capital in excess of Rs.1 lakh	354	17,080,025	16,960,435	5.29	5.29		
(c)	Qualified Foreign Investor	0	0	0	0.00	0.00		
(d)	Others							
	FOREIGN NATIONALS	3	274,111	274,111	0.08	0.08		
	CLEARING MEMBERS	243	328,847	328,847	0.10	0.10		
	NON RESIDENT INDIANS	1,046	1,100,146	1,052,133	0.34	0.34		
	OVERSEAS CORPORATE BODIES	1	2,840	0	0.00	0.00		
	TRUSTS	4	1,055	1,055	0.00	0.00		
	<b>Sub-Total B(2) :</b>	<b>54,436</b>	<b>42,732,673</b>	<b>40,452,001</b>	<b>13.23</b>	<b>13.23</b>		
	<b>Total B=B(1)+B(2) :</b>	<b>54,546</b>	<b>81,291,741</b>	<b>78,963,761</b>	<b>25.16</b>	<b>25.16</b>		
	<b>Total (A+B) :</b>	<b>54,549</b>	<b>323,114,753</b>	<b>320,786,773</b>	<b>100.00</b>	<b>100.00</b>		
(C)	Shares held by custodians, against which Depository Receipts have been issued							
(1)	Promoter and Promoter Group							
(2)	Public	0	0	0	0.00	0.00		
	<b>GRAND TOTAL (A+B+C) :</b>	<b>54,549</b>	<b>323,114,753</b>	<b>320,786,773</b>	<b>100.00</b>		<b>0</b>	<b>0.00</b>




(I)(b) Statement showing holding of securities (including shares, warrants, convertible securities) of persons belonging to the category "Promoter and Promoter Group"											
Sr.No	Name of the Shareholder	Details of Shares held		Encumbered shares (*)			Details of Warrants		Details of convertible securities		Total Shares (including underlying shares assuming full conversion of warrants and convertible securities) as a % of diluted share capital
		No. of Shares held	As a % of grand total (A)+(B)+(C)	Pledge Shares	AS a percentage	AS a % of grand total (A) + (B) + (C) of sub-clause (I)(a)	Number of warrants held	As a % total number of warrants of the same class	Number of convertible securities held	As a % total number of convertible securities of the same class	
(I)	(II)	(III)	(IV)	(V)	(VI)=(V)/(III)*100	(VII)	(VIII)	(IX)	(X)	(XI)	(XII)
1	PARTICIPACIONES INTERNACIONALES AUTOMETAL, DOS S.L	171,767,537	53.16	0	0.00	0.00	0	0.00	0	0.00	53.16
2	MAHINDRA & MAHINDRA LIMITED	65,271,407	20.20	0	0.00	0.00	0	0.00	0	0.00	20.20
3	PRUDENTIAL MANAGEMENT AND SERVICES PVT LTD	1,492,988	0.46	0	0.00	0.00	0	0.00	0	0.00	0.46
4	PRUDENTIAL MANAGEMENT AND SERVICES PVT LTD	1,485,320	0.46	0	0.00	0.00	0	0.00	0	0.00	0.46
5	PRUDENTIAL MANAGEMENT AND SERVICES PVT LTD	1,431,360	0.44	0	0.00	0.00	0	0.00	0	0.00	0.44
6	PRUDENTIAL MANAGEMENT AND SERVICES PVT LTD	374,400	0.12	0	0.00	0.00	0	0.00	0	0.00	0.12
<b>TOTAL :</b>		<b>241,823,012</b>	<b>74.84</b>	<b>0</b>	<b>0.00</b>	<b>0.00</b>	<b>0</b>	<b>0.00</b>	<b>0</b>	<b>0.00</b>	<b>74.84</b>




(I)(c)(i) Statement showing holding of securities (including shares, warrants, convertible securities) of persons belonging to the category "Public" and holding more than 1% of the total number of shares								
Sr.No.	Name of the shareholder	Number of shares held	Shares as a percentage of total number of shares (i.e., Grant total (A)+(B)+(C) indicated in Statement at para (I)(a) above}	Details of warrants		Details of convertible securities		Total shares (including underlying shares assuming full conversion of warrants and convertible securities) as a % of diluted share capital)
				Number of warrants held	As a % total number of warrants of the same class	Number of convertible securities held	% w.r.t total number of convertible securities of the same class	
1	GOVERNMENT OF SINGAPORE	6,798,891	2.10	0	0.00	0	0.00	2.10
2	SUNDARAM MUTUAL FUND A/C SUNDARAM SELECT MIDCAP	4,690,972	1.45	0	0.00	0	0.00	1.45
3	LIFE INSURANCE CORPORATION OF INDIA	4,369,507	1.35	0	0.00	0	0.00	1.35
4	GIRDHARILAL AGRAWAL	3,591,274	1.11	0	0.00	0	0.00	1.11
	<b>TOTAL :</b>	<b>19,450,644</b>	<b>6.02</b>	<b>0</b>	<b>0.00</b>	<b>0</b>	<b>0.00</b>	<b>6.02</b>



(I)(c)(ii) Statement showing holding of securities (including shares, warrants, convertible securities) of persons (together with PAC) belonging to the category "Public" and holding more than 5% of the total number of shares of the company								
Sr.No.	Name(s) of the shareholder(s) and the Persons Acting in Concert (PAC) with them	Number of shares held	Shares as a percentage of total number of shares {i.e., Grant total (A)+(B)+(C) indicated in Statement at para (I)(a) above}	Details of warrants		Details of convertible securities		Total shares (including underlying shares assuming full conversion of warrants and convertible securities) as a % of diluted share capital)
				Number of warrants held	As a % total number of warrants of the same class	Number of convertible securities held	% w.r.t total number of convertible securities of the same class	
	<b>TOTAL :</b>	<b>0</b>	<b>0</b>	<b>0</b>	<b>0</b>	<b>0</b>	<b>0</b>	<b>0</b>



(l)(d) STATEMENT SHOWING DETAILS OF LOCKED-IN SHARES"				
Sr.No.	Name of the shareholder	Number of locked-in shares	Locked-in shares as a (%) percentage of total number of shares {i.e, Grand Total (A)+(B)+(C) Indicated in Statement at para (l)(a) above}	Promoter/Promoter Group/Public
<b>TOTAL :</b>		<b>0</b>	<b>0</b>	



(II)(a) STATEMENT SHOWING DETAILS OF DEPOSITORY RECEIPTS (DRS)				
Sr.No.	Type of outstanding DR (ADRs,GDRs,SDRs,etc.)	Number of outstanding DRs	Number of shares underlying outstanding DRs	Shares underlying outstanding DRs as a percentage of total number of shares {i.e., Grand Total (A)+(B)+(C) indicated in Statement at Para(I)(a) above}
	<b>TOTAL :</b>	<b>0</b>	<b>0</b>	<b>0</b>





Statement showing Holding of Depository Receipts (DRs), where underlying shares held by (II)(b) "Promoter/Promoter group" are in excess of 1% of the total number shares.				
Sr.No.	Name of the DR Holder	Type of outstanding DR (ADRs,GDRs,S DRs,etc.)	Number of shares underlying outstanding DRs	Shares underlying outstanding DRs as a percentage of total number of shares {i.e., Grand Total (A)+(B)+(C) indicated in Statement at para(I)(a) above}
			0	0
<b>TOTAL :</b>			<b>0</b>	<b>0</b>

